
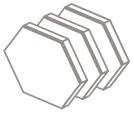


# Concrete Wall/Ceiling Mounted Acoustical Panels Quick Grab Concrete Method



# Installation Steps

## Packaged Components



Xorel Artform Panels



Quick Grab Concrete

## Additional Tools Needed

Measuring Tape  
Pencil  
Vertical Spot Laser  
Level  
Caulk Gun

## Tips for Installation


Lay out the panels and mounting materials before installing.

We recommend having a rendering/layout of the final design on site for reference during installation.

There should be no openings/gaps between adjacent panels. If there are fit issues with panels, please contact us.


If there are open spaces in a design, an extra panel can be put (not installed) in that space as a placeholder. Once all the panels around the open space are installed the extra panel can be removed.

01



Using a level or laser, mark the wall or ceiling where the first row of panels will go and determine a center point of that row.

02



Locate the arrow on the back of each panel to determine the grain line of the fabric. Each panel's grain line should be in the same direction.



Apply the Quick Grab Formula to the back of the panel. Match the center point of the panel with the center point of the wall or ceiling, and apply the panel to transfer some of adhesive to the wall or ceiling. Do not remove the tape from the adhesive strips.



Take the panel off the wall and remove the tape from the adhesive strips. Place the panel back in the same position on the wall or ceiling. The adhesive strips hold the panel up until the Quick Grab Formula dries.

As you install additional panels, interlock each panel to minimize gaps. Once multiple panels are installed, make sure they are level and square using a level or laser.

**Note:** The panel can't be adjusted after the adhesive strips are applied to the wall.

## Contact Us

Email

[service@carnegiefabrics.com](mailto:service@carnegiefabrics.com)

Phone

1-800-727-6770

All Xorel fabrics are C2C Certified.  
Visit [xorelartform.com](http://xorelartform.com) for more information.

© 2017 Carnegie Fabrics, Inc. Printed on recycled paper.  
Xorel is a registered trademark of Carnegie Fabrics Inc.  
Xorel registered trademark and license to distribute is granted by permission of Carnegie Fabrics Inc. USA